

2U3-BAY EDGE COMPUTING

SERVER CHASSIS Product Manual V1.0

CONTENTS

Chapter 1: Product Introduction.....	02
1.1 Product features.....	02
1.2 Chassis Structure.....	03
1.2.1 Chassis Diagram.....	03
1.2.2 Hard Drive Installation and Hard Drive Tray Indicator Light Instructions	05
Chapter 2: Product Appearance.....	06
2.1 Chassis Structure.....	06
2.1.1 Server Chassis Images.....	06
2.1.2 Server Dimensions.....	07
Chapter 3: Product Loading.....	08
3.1 Product Packaging.....	08
Chapter 4: Accessory Name and Part Number.....	09
4.1 Accessories and Material Numbers.....	09
4.2 Optional Accessories List.....	10

Chapter 1: Product Introduction

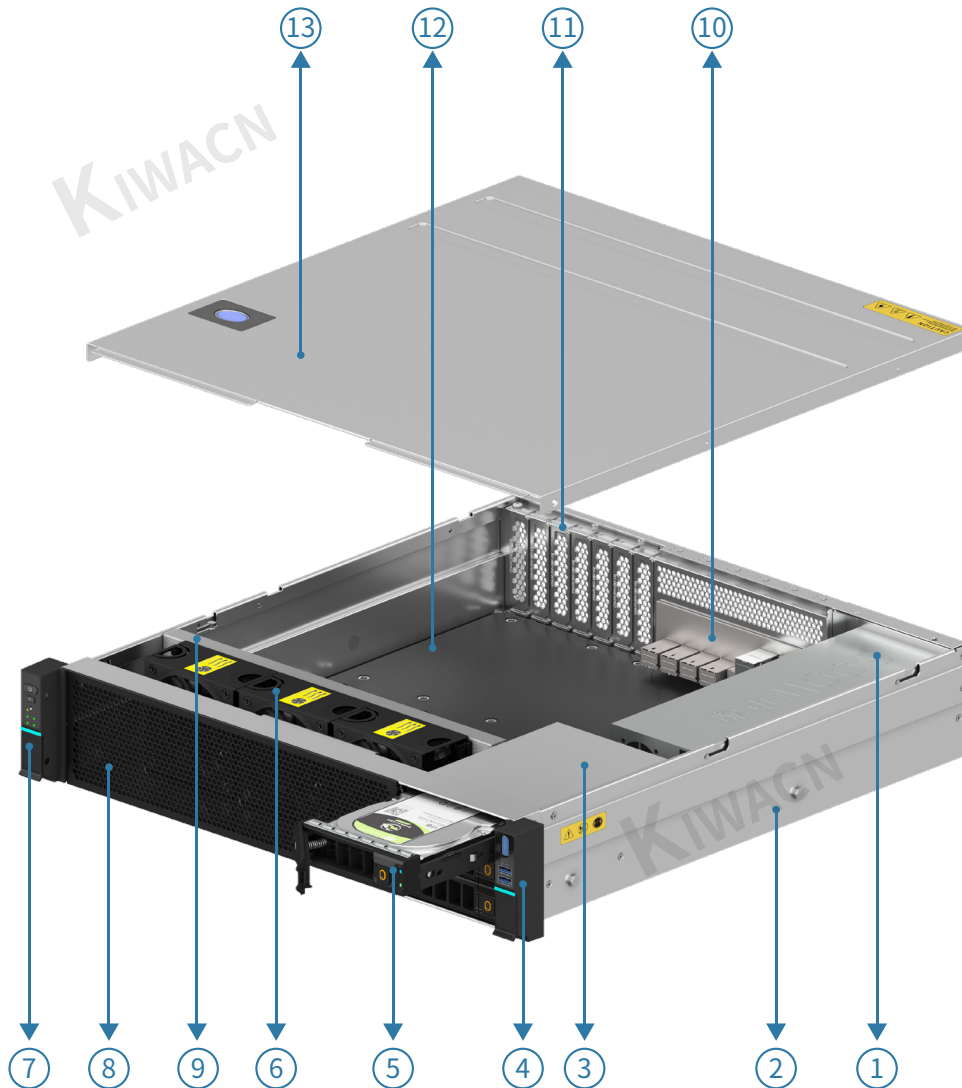
1.1 Product Features

Product Code	K22031	K22032
Chassis category	2U Rack mount	
Material	SGCC1.2mm(Taiwan)	
MB Form Factor	Extended ATX (12"x 13")	
Dimensions (D*W*H)	480 * 435 * 88.1(mm) 18.9"x 17.12"x 3.47 "	
Drive Bays	3.5"Hot-swap: 3 , Internal 2.5": 2, 2.5"Hot-swap (Option): 2	
PSU Form Factor	2U Single or 1+1 Redundant	
Indicators	1 x Power Status, 1 x HDD Activity , 2 x LAN Activity	
Front Control	1 * Power On/Off , 1 * System Reset, 1 * UID 2 * USB 2.0 , USB3.0 + VGA(Optional)	
Safety Device	Intrusion Switch (Option)	
Cooling Fans	Middle: 3 x 80mm (T=38mm), PWM, 7500RPM	Middle: 2 x 80mm (T=38mm), PWM, 15000RPM Middle : 1 x 80mm (T=38mm) , PWM, 7500RPM
Expansion Slots	Length or; 7 x Low Profile	Supports 2nd; PCIE, 3X Full Heigh
Riser card module	No	PCIE16x 3.0, PCIE16x 4.0(Optional)
HDD Backplane	3-port 12Gb/s - SAS	
Rack rails	P/N:0304100006(Optional)	
Net Weight	??kg	
Gross Weight	??kg	
Package Size(D*W*H)	??x??x??mm	

1.2 Chassis Structure

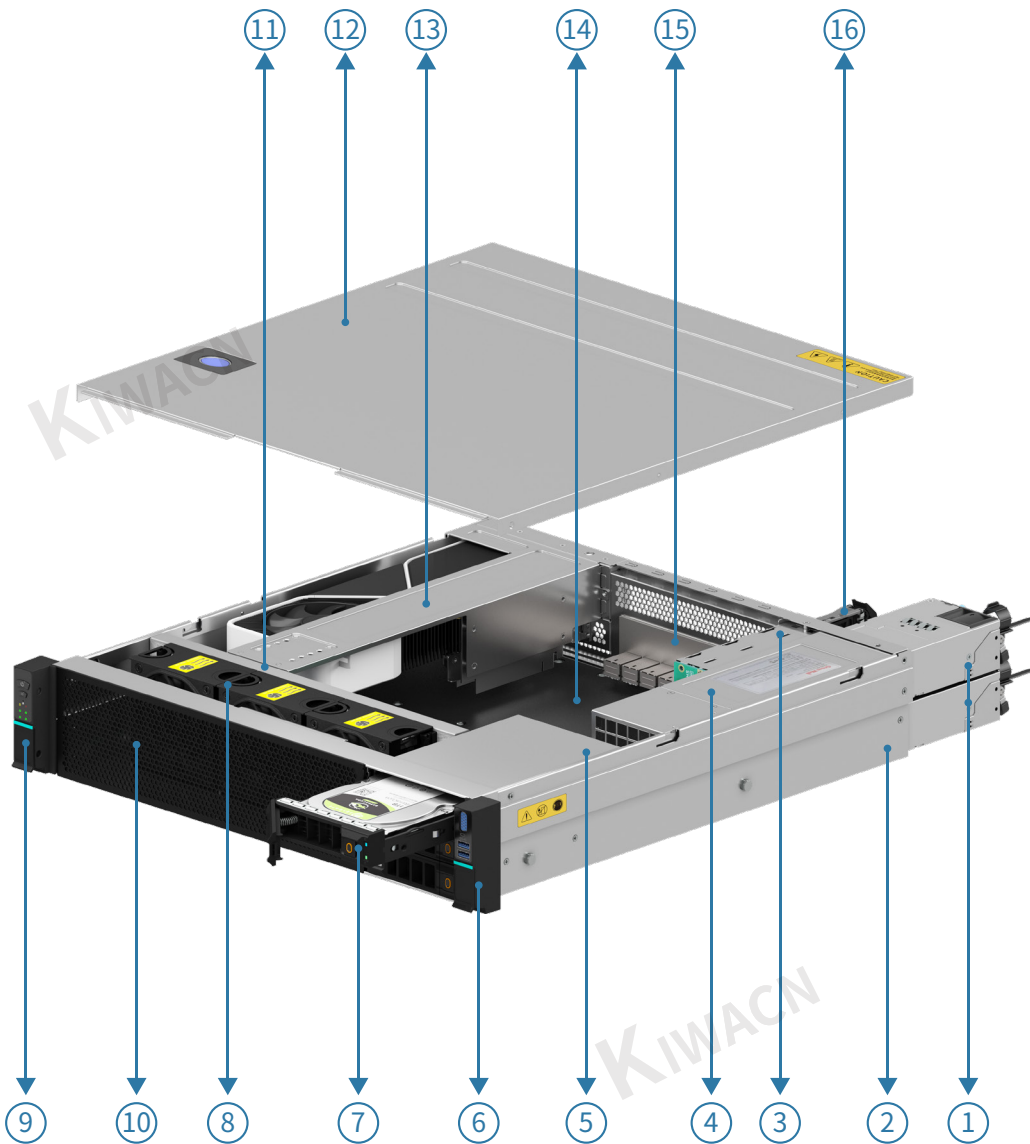
1.2.1 Chassis Diagram:

K22031:



- | | |
|--|-------------------------------------|
| 1. Power Supply | 8. Front Panel |
| 2. Chassis Base | 9. Fans wall |
| 3. Hard disk rack | 10. I/O shield |
| 4. Right Bracket Assembly(M:Aluminum Alloy) | 11. Standard 7 PCIe Expansion Slots |
| 5. 3.5-inch Hard Drive Tray
(Supports 2.5-inch Hard Drives) | 12. Gasket |
| 6. Cooling fans | 13. Cover |
| 7. Left Bracket Assembly(M:Aluminum Alloy) | |


K22032:



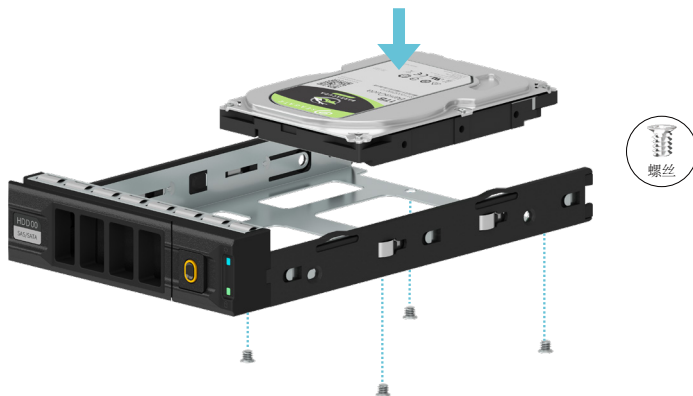
- | | |
|--|--|
| 1. Power Supply | 10. Front Panel |
| 2. Chassis Base | 11. Fans wall |
| 3. 2.5 module | 12. Cover |
| 4. Power Box | 13. GPU bracket |
| 5. Hard disk rack | 14. Gasket |
| 6. Right Bracket Assembly(M:Aluminum Alloy) | 15. I/O shield |
| 7. 3.5-inch Hard Drive Tray
(Supports 2.5-inch Hard Drives) | 16. Internal 2.5-inch Hard Drive
Mounting Bracket |
| 8. Cooling fans | |
| 9. Left Bracket Assembly(M:Aluminum Alloy) | |

1.3.2 Hard Drive Installation and Hard Drive Tray Indicator Light Instructions:

3.5-inch Hard Drive Installation Guide:



2.5-inch Hard Drive Installation Guide:



Hard Drive Tray Indicator Light Instructions	
B	Blue: Hard Drive Powered On
C	Solid Green: Hard Drive in Position
	Flashing Green: Hard Drive Activity
	Solid/Flashing Red: Hard Drive Failure

2.5-inch Hard Drive Installation Guide:



Hard Drive Tray Indicator Light Instructions	
B	Blue: Hard Drive Powered On
C	Solid Green: Hard Drive in Position
	Flashing Green: Hard Drive Activity
	Solid/Flashing Red: Hard Drive Failure

Chapter 2: Product Appearance

2.1 Chassis Structure


2.1.1 Server Chassis Images




Front View



45° Side View




45° Rear View(2u single)

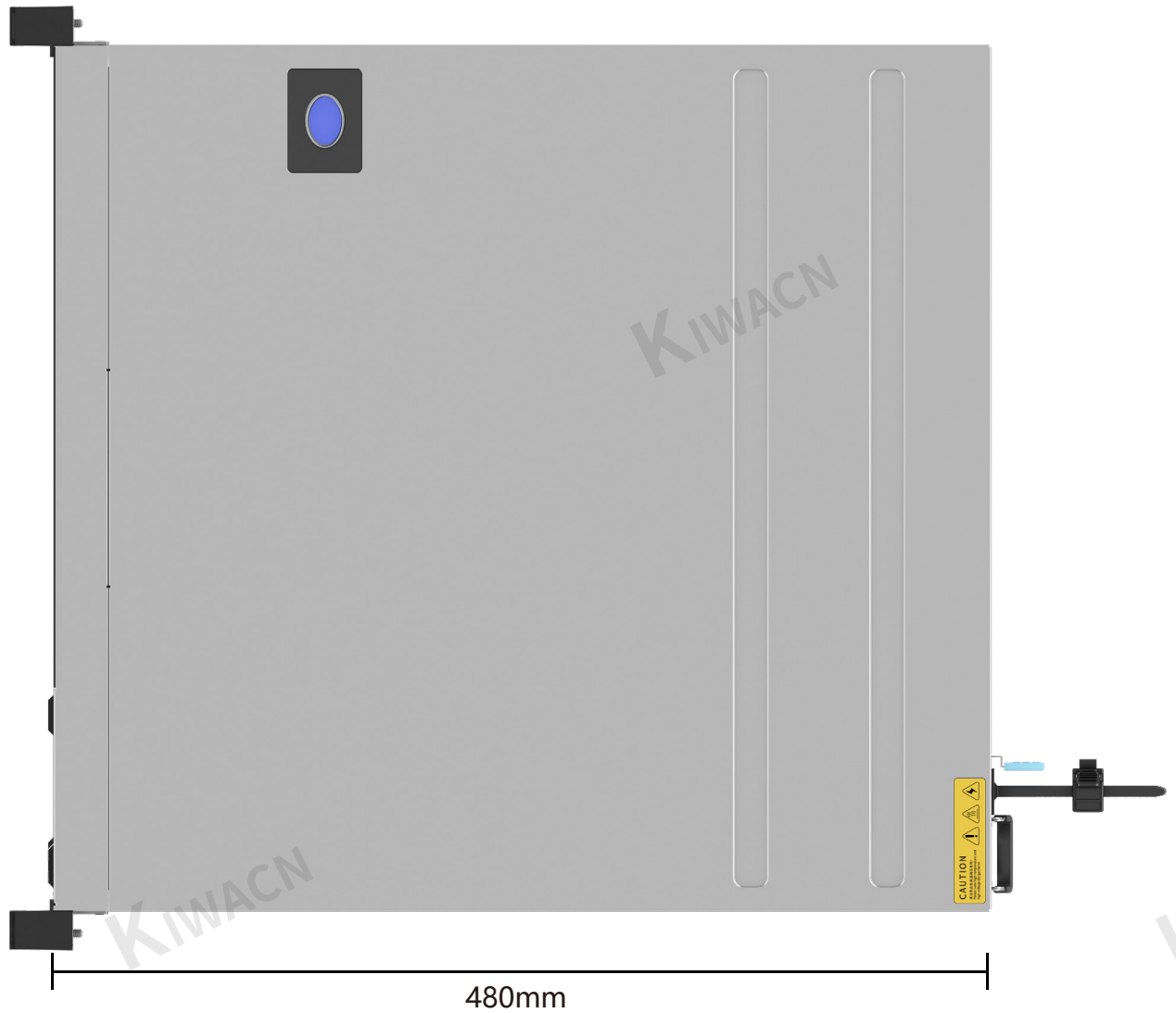


45° Rear View(1+1 redundant)

2.1.2 Server Dimensions



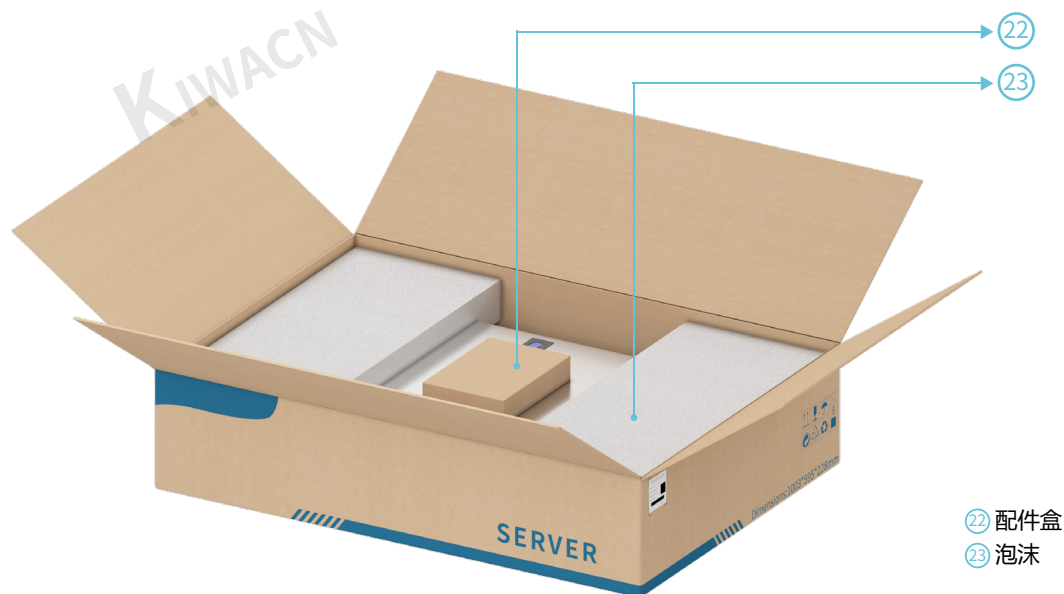
Front View (Dimensions)



Top View (Dimensions)

Chapter 3: Product Loading

3.1 Product Packaging




装入牛皮箱中



牛皮箱封箱








Chapter 4: Accessory Name and Part Number

4.1 Accessories and Material Numbers(Parts Box P/N:0201070009)

No.	Part No.	Name	Photograph	Quantity
01	P/N: 0305010001	2.5-inch hard drive screws (Compatible with 3.5-inch hard drive bay)		56
02	P/N:0305010031	3.5inch hard drive screws		48
03	P/N:0305010124	2.5-inch Hard drive retaining screws		4
04	P/N:0305070003	Motherboard heightening column (Motherboard thickness1.6mm)		12
05	P/N:0305010203	Motherboard screws		12
06	P/N:0202110015	2.5Hard drive holder (2U8)		2
07	P/N:0305010125	Fixed single power/ATX		4
08	P/N:0305010025	Fixed redundancy		8
09	P/N:04.02.0009	hard drive sticker (00-11)		1

4.2 Optional Accessories List

(visit the website for the detail parameter: <https://kiwaworld.com/product/10.html>)

No.	Part Number	Name	Image
01	P/N:0304100006	Slide Rail	
02	P/N:0201030001	Bracket Assembly	
03	P/N:0201090001	riser moudle	
04	P/N:0304090001	SAS (8643) cable	
05	P/N:0304090012	SAS (8643) cable	
06	P/N:0304090026	NVME cable (8654 4i to 8i)	
07	P/N:0201120006	2.5 moudle	
08	P/N:0304010016	1+1redundant power (550w)	